

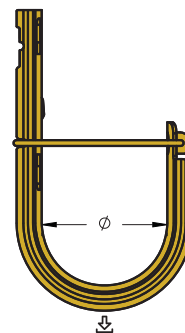




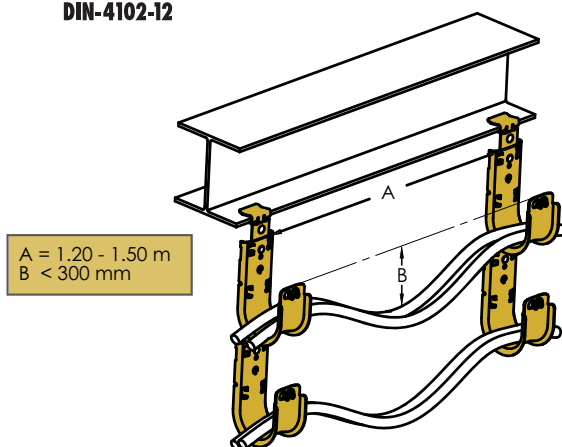
Icon	Icon	Ø (mm)	P	Icon	Icon	SF
181061	CAT16HPE	25	P1	50	267 N	3:1
181062	CAT32HPE	50	P1	50	267 N	3:1
181063	CAT48HPE	75	P1	25	267 N	3:1
181064	CAT64HPE	100	P1	25	267 N	3:1



Icon	Icon	AWG	Icon	CAT16HPE	CAT32HPE	CAT48HPE	CAT64HPE
UTP	4	24	5	25	90	210	350
FTP	4	24	6	15	60	145	245
SFTP	4	24	6	15	60	145	245
SFTP	4	23	7	12	45	105	180
F/STP	4	23	8.5	9	30	70	120
SFTP	4	23	8.5	9	30	70	120
UTP	2 x 4	24	5 x 10	10	35	80	140
FTP	2 x 4	24	6 x 12.5	6	20	55	90
SFTP	2 x 4	24	6 x 13	6	20	50	90
SFTP	3 x 4	24	14	3	12	25	45
UTP	25	24	13	4	14	30	50
Cat 5e	-	-	5.26	20	80	190	320
Cat 6	-	-	6.63	14	50	120	200
Cat 6a (min)	-	-	7.62	11	35	90	150
Cat 6a (max)	-	-	8.99	8	25	65	110

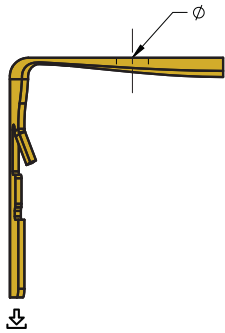


DIN-4102-12



CATHPEAN

🌐	📖	∅ (mm)	P	📦	⬇️	SF
181065	CATHPEAN	4.7	P21	50	712 N	3:1
181066	CATHPEA4	7.2	P21	50	890 N	3:1
181067	CATHPEA6	10.4	P21	50	890 N	3:1

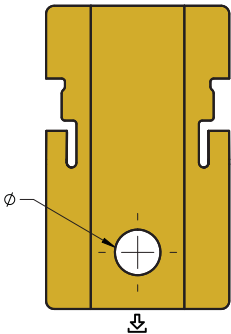


+U
p.112



CATHPS4

🌐	📖	∅ (mm)	P	📦	⬇️	SF
181068	CATHPS4	7	P21	50	890 N	3:1

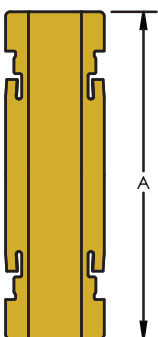


+U
p.112

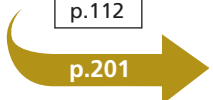


CATHPETM

🌐	📖	A (mm)	P	📦	⬇️	SF
181069	CATHPETM	111	P21	50	890 N	3:1



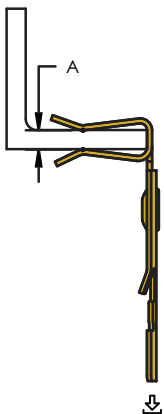
+U
p.112



CATHPE - H



🌐	📖	A (mm)	P	📦	⬇️	SF
181075	CATHPE24SM	3 - 8	P21	50	890 N	3:1
181076	CATHPE58SM	8 - 14	P21	50	890 N	3:1
181077	CATHPE912SM	14 - 20	P21	25	890 N	3:1



+U
p.112

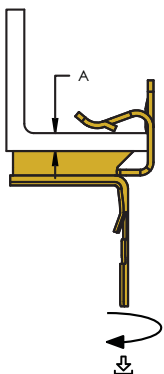
CATHPE

p.201

CATHPE-EM



🌐	📖	A (mm)	P	📦	⬇️	SF
181091	CATHPE24	3 - 8	P21	25	334 N	3:1
181071	CATHPE58	8 - 14	P21	25	334 N	3:1
181072	CATHPE912	14 - 20	P21	25	334 N	3:1



+U
p.112


CATHPE

p.201

CATHPEBC



🌐	📖	A (mm)	P	📦	⬇️	SF
181078	CATHPEBC	<16	P21	50	445 N	3:1



+U
p.112

CATHPE

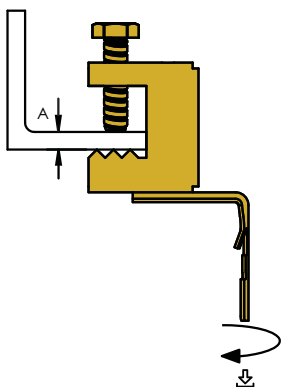
p.201



CATHPEBCB



		A (mm)	P			SF
181073	CATHPEBCB	<16	P21	25	267 N	3:1



+U
p.112

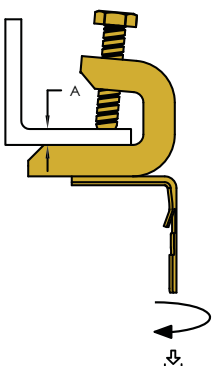


p.201

CATHPEBC200B



		A (mm)	P			SF
181074	CATHPEBC200B	<16	P1	25	445 N	3:1



+U
p.112

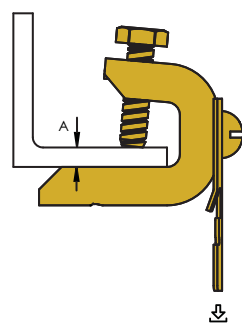


p.201

CATHPEBC200



		A (mm)	P			SF
181079	CATHPEBC200	<16	P1	25	445 N	3:1



+U
p.112

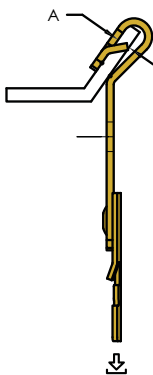


p.201

CATHPEAF14



		A (mm)	P			SF
181092	CATHPEAF14	1.5 - 6	P21	50	445 N	3:1



+U
p.112

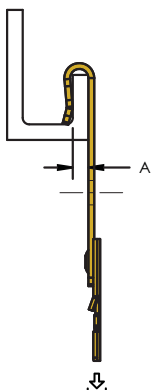


p.201

CATHPEVF14



		A (mm)	P			SF
181081	CATHPEVF14	1.5 - 6	P21	50	712 N	3:1



+U
p.112

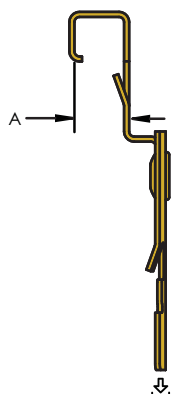


p.201

CATHPEESC



		A (mm)	P			SF
181082	CATHPEESC	9.9	P21	50	445	3:1



+U
p.112



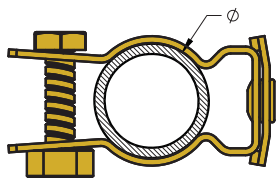
p.201



CATHPE - CD



🌐	📖	∅ (mm)	P	📦	↓	SF
181085	CATHPECD0B	17-22	P1	25	70	3:1
181086	CATHPECD1B	19-25	P1	25	70	3:1
181088	CATHPECD2.5B	31-38	P1	25	70	3:1
181087	CATHPECD2B	25-33	P1	25	70	3:1



+U
p.112

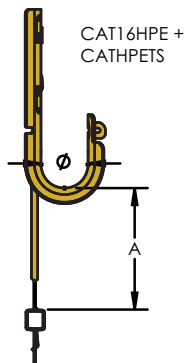


p.201

CATHPETS



🌐	📖	∅ (mm)	A (mm)	P	📦
181089	CATHPETS	25	65	P21	25



+U
p.112

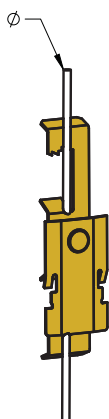


p.201

CATHPE-Z



🌐	📖	∅	P	📦	↓	SF
181083	CATHPE4Z34	M4-M8	P21	50	110	3:1
181084	CATHPE6Z34	M8-M12	P21	50	110	3:1



+U
p.112

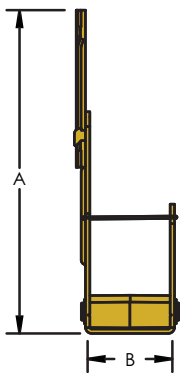


p.201

CATHPEPLR



Icon	Icon	A (mm)	B (mm)	P	Icon
181093	CATHPEPLR	152	57	P1	2



CATHPE

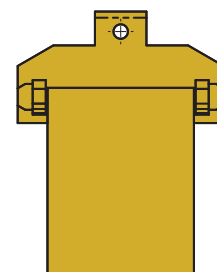
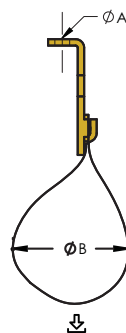
p.201

CADDY® CAT425



Icon	Icon	Ø A (mm)	Ø B (mm)	P	Icon	Icon	SF
181130	CAT425	7	100/150	P1	10	450 N	3:1

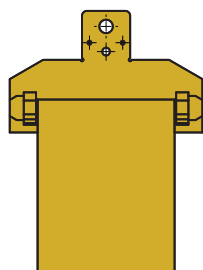
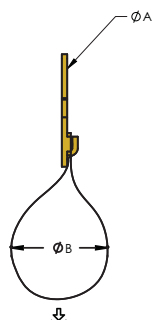
Icon	Icon	AWG	Icon	CAT425/425WM
UTP	4	24	5	425
FTP	4	24	6	300
SFTP	4	24	6	300
SFTP	4	23	7	225
F/STP	4	23	8.5	150
SFTP	4	23	8.5	150
UTP	2 x 4	24	5 x 10	212
FTP	2 x 4	24	6 x 12.5	150
SFTP	2 x 4	24	6 x 13	135
SFTP	3 x 4	24	14	55
UTP	25	24	13	65
CAT 5e	-	-	5.25	380
CAT 6	-	-	6.60	240
CAT 6a (min)	-	-	7.62	180
CAT 6a (max)	-	-	8.99	130



CADDY® CAT425 WM



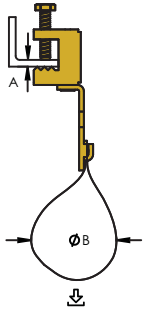
Icon	Icon	Ø A (mm)	Ø B (mm)	P	Icon	Icon	SF
181880	CAT425WM	7	100/150	P1	10	450 N	3:1



CADDY® CAT425 EBC



Icon	Icon	A (mm)	Ø B (mm)	P	Icon	Icon	SF
181360	CAT 425 EBC	<16	100/150	P21	20	450 N	3:1



CADDY® CAT600



Icon	Icon	Fig. #	P	Icon
181930	CAT600R	1	P1	2
181940	CAT600WM	2	P1	2



CAT600R

CAT600WM



Fig. #1



Fig. #2

CADDY® CAT TRAX



Icon	Icon	Fig. #	L (mm)	Ø 1 (mm)	Ø 2 (mm)	P	Icon	Icon	SF
182300	CADDY CAT TRAX 25	1	7600	10	203.2	P1	1	900 N	3:1
182310	CT128TR	2	-	-	-	P1	5	-	-

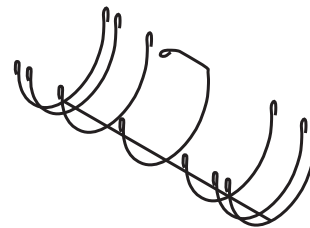
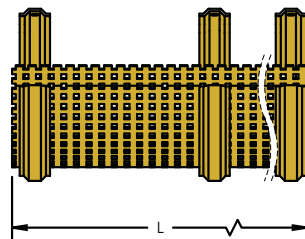
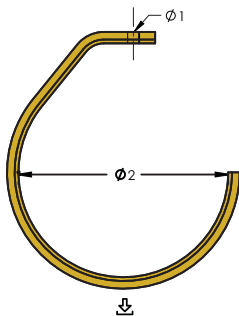


Fig. #1



Fig. #2



Icon	Icon	Fig. #	Ø (mm)	A (mm)	P	Icon
181976	CAT100CM	1	10.5	185	P1	20
181982	CAT200CMLN	2	10	203	P1	10
181984	CAT300CMLN	2	10	304	P1	10
181987	CATTBCM	3	17	100	P1	30

Icon	Icon	AWG	Ø (mm)	CAT100CM	CAT200CMLN	CAT300CMLN
UTP	4	24	5	80	540	650
FTP	4	24	6	55	375	450
SFTP	4	24	6	55	375	450
SFTP	4	23	7	40	275	330
F/STP	4	23	8.5	25	180	225
SFTP	4	23	8.5	25	180	225
UTP	2 x 4	24	5 x 10	30	200	250
FTP	2 x 4	24	6 x 12.5	20	140	170
SFTP	2 x 4	24	6 x 13	20	135	160
SFTP	3 x 4	24	14	10	65	80
UTP	25	24	13	10	80	90
Cat 5e	-	-	5.25	70	490	590
Cat 6	-	-	6.6	45	310	370
Cat 6a (min)	-	-	7.62	30	230	280
Cat 6a (max)	-	-	8.99	20	165	200

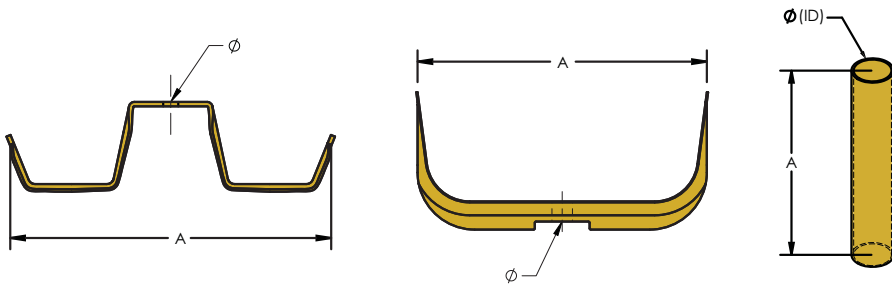


Fig. #1



Fig. #2

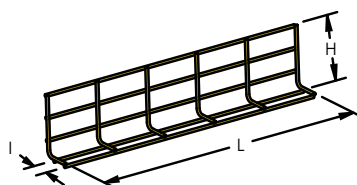
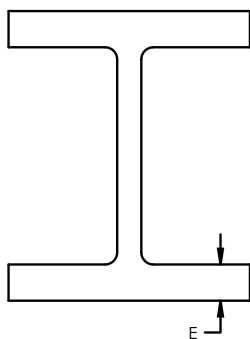


Fig. #3

BTF

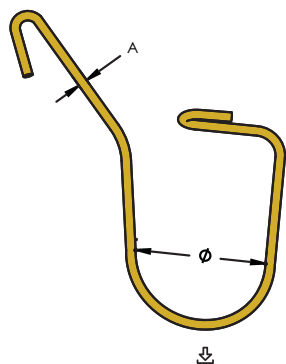


Icon	Icon	E (mm)	H (mm)	I (mm)	L (mm)	P	Icon
160820	BTF24	3 - 8	110	50	1500	P1	10
160830	BTF58	8 - 14	110	50	1500	P1	10
160840	BTF912	14 - 20	110	50	1500	P1	10



BR

		\emptyset (mm)	A (mm)	P			SF
172910	BR50	50	4	P1	100	330 N	3:1

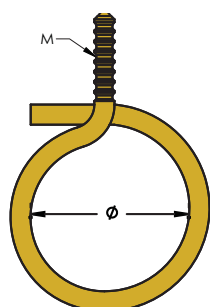


EBC, EM, H

GR




		\emptyset (mm)	M	P			SF
172920	GR50	50	M6	P1	100	220 N	3:1



PTB



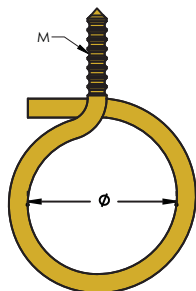
		\emptyset (mm)	M	P			SF
172921	PTBM6	12	M6	P1	100	220 N	3:1
172922	PTBM8	16	M8	P1	100	220 N	3:1



4BRT32WS



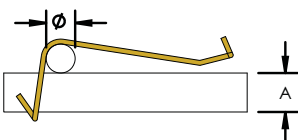
Icon: Globe	Icon: Book	Icon: Diameter	Icon: M	Icon: P	Icon: Cube	Icon: Download	Icon: SF
172923	4BRT32WS	50	#14	P1	100	220 N	3:1



WCTM



Icon: Globe	Icon: Book	Icon: Diameter	Icon: A	Icon: P	Icon: Cube
181996	WCTM	5	8	P2	100



CATMTLS

Icon: Globe	Icon: Book	Icon: A	Icon: P	Icon: Cube
181995	CATMTLS	300	P11	100

